



# SOSEN LED Driver, Your Smart Choice

## Specifications

### SS-1000VP-56BHB Series LED Driver

Model: SS-1000VP-56BHB

Description: 1000W LED Driver

Rev.: V02

Release Date: 2023-08-14

# SS-1000VP-56BHB Series LED Driver

**SOSEN**  
LED DRIVER



**LED DRIVER**

**VP Series**



## Features:

- Efficiency up to 96%
- Dimming: 0-10V,PWM,Resistor
- Dim-to-Off
- Surge Protection: CM: 10kV, DM: 6kV
- Standby Power<1W
- Communication Function With PC
- Protections: SCP/OTP
- Warranty: 5 years



## Description:

SS-1000VP-56BHB series are 1000W constant current LED Driver with wide O/P voltage range and adjustable O/P current by program. LED luminaries manufactures can easily design luminaries and reduce cost.

Application:

Plant light

## Model List:

Model	AC Input Range	Max. Pout	Vout Range	Full Power Vout Range	Iout	THD(Typ.)	PF(Typ.)	Eff.(Typ.)	Max.Tc
SS-1000VP-56BHB	180-305Vac	1000W	28-56V	48-56V	2.1-20.8A	10%	0.95	95%	80°C

Note:

1.Default Tested: at 220Vac, full load, Ta 25°C.

2.The performance of the LED Driver can be guaranteed within the full power Vo range.The voltage lower than full power Vo range, it is need to test the performance with the LED module;

1/15

# SS-1000VP-56BHB Series LED Driver

## Input Characteristics:

Parameter	Min.	Typ.	Max.	Remark
Rated AC Input Range	200Vac		277Vac	
AC Input Range	180Vac		305Vac	
Input Frequency Range	47Hz	50/60Hz	63Hz	
Max Input Current			6.0A	200Vac, full load
Max Input Power			1200W	200Vac, full load
Max Inrush Current(200Vac)			88A	Cold Start
Max Inrush Current(220Vac)			97A	Cold Start
Max Inrush Current(277Vac)			132A	Cold Start
Standby Power			1W	220Vac/50Hz, Dim to off
Power Factor	0.95	0.97		220Vac/50Hz, full load
	0.90			200-277Vac/50Hz, 70-100% load
THD		8%	10%	220Vac/50Hz, full load
			20%	200-277Vac/50Hz, 70-100% load

# SS-1000VP-56BHB Series LED Driver

## O/P Characteristics(SS-1000VP-56BHB):

Parameter	Min.	Typ.	Max.	Remark
O/P Voltage Range	28V		56V	Power Derated @28-48V
Rated O/P Voltage	48V		56V	$P_o=V_o \cdot I_o=1000W$ , full load
Rated O/P Current	17.9A		20.8A	20.8A for 48V,17.9A for 56V
Adj. O/P Current (AOC)Range	2.1A		20.8A	By Programming
No Load Voltage			60V	
Efficiency @200Vac	90.5%	92.0%		O/P 56V/17.9A
Efficiency @220Vac	93.5%	95.2%		O/P 56V/17.9A
Efficiency @277Vac	94.0%	95.5%		O/P 56V/17.9A
O/P Current Tolerance	-5%		+5%	
O/P Current Ripple(PK-AV)		5%	10%	Full load
Start-up Current Overshoot			10%	Full load
Start-up Time			0.5S	200Vac,Full load
			0.5S	220Vac,Full load
Line Regulation	-2%		+2%	Full load
Load Regulation	-2%		+2%	
Temperature Coefficient	-0.03%/°C		+0.03%/°C	Tc:0°C~90°C
OTP	80°C	95°C	100°C	>Tc typ., Current Derating <Tc min., Operates Recovery
Short Circuit Protection				Driver not be damaged, Hiccup mode

# SS-1000VP-56BHB Series LED Driver

## Other Characteristics:

Parameter		Min.	Typ.	Max.	Remark
0-10V Dimming (Optional)	Dim Vcc	0V		12V	Negative dimming by programming
	Dim Range	10%loset		100%loset	DIM+ source current 110uA.
	Rec.Dim Range	0V		10V	Dimming prohibits reverse connection.
PWM Dimming (Optional)	PWM High	9.8V		10.2V	Negative dimming by programming
	PWM Low	0V		0.3V	DIM+ source current 110uA.
	Frequency	1KHz		2KHz	Dimming prohibits reverse connection.
	PWM Duty	0%		100%	
Resistor Dimming (Optional)	Resistance	0K		100K	Negative dimming by programming
	Dim Range	10%		100%	DIM+ source current 110uA.
Knob Dimming (Optional)	Dimming level		0%		Dimming tolerance $\pm 5\%$
			25%		
			50%		
			75%		
			100%		
Dim to Off (Optional)	Dim off	7%	8%	9%	By DC voltage, PWM, resistance dimming ratio
	Dim on	8%	9%	10%	By DC voltage, PWM, resistance dimming ratio
Life Time( $T_c \leq 75^\circ\text{C}$ )		71,000 hours			80% Load
MTBF		198,200 hours			220Vac, full load, $T_a = 25^\circ\text{C}$ (MIL-HDBK-217F)
Tc		80°C			
Warranty		5 years			$T_c: 75^\circ\text{C}$
Net Weight		3860g			
Dimension		450mm*89.5mm*44.5mm 17.72in*3.52in*1.75in			L x W x H

NOTE: 1, All the parameters above are tested  $T_a 25^\circ\text{C}$  and LED load, unless specified.

2. When using resistor dimming (parallel connection of dimming wires), if the number of parallels is: N, the dimming resistor should be realized 0-100% dimming range, resistance value:  $91\text{K}\Omega/\text{N}$ .

# SS-1000VP-56BHB Series LED Driver

## Environmental Requirements

Parameter	Min.	Typ.	Max.	Remark
Operating Temperature(Tcase)	-40°C	25°C	+90°C	
Storage Temperature	-40°C	25°C	+90°C	
Operation Humidity	10%RH		90%RH	
Storage Humidity	5%RH		95%RH	
Altitude	-65m		4000m	

## Safety and EMI/EMS Standards

Certification	Standard	Status	Remark
UL/cUL	UL8750	✓	
ENEC	EN 61347-1:2015 EN 61347-2-13:2014 EN 61347-2-13:2014/A1:2017	✓	
RCM	AS/NZS61347.2.13		
BIS	IS15885:2012 Part 2 Sec 13		
CCC	GB 19510.14-2009		
CE	EN 61347-2-13:2014 EN61347-1:2008+A1:2011+A2:2013	✓	

EMI/EMS	Criterion	Remark
Conduction Emission	EN55015:2013+A1:2015 FCC Part 15 Subpart B; ANSI C63.4:2014	Class B
Radiation Emission	EN55015:2013+A1:2015 FCC Part 15 Subpart B; ANSI C63.4:2014	Class B
Harmonic Current Emissions	IEC/EN 61000-3-2	Class C
Surge	IEC/EN 61000-4-5	DM: 6kV,CM: 10kV,Criterion B
	ANSI/C82.77-5-2017	DM: 6kV,CM: 6kV,Criterion B
Ring Wave	IEC/EN 61000-4-12	DM: 6kV,CM: 6kV,Criterion B

# SS-1000VP-56BHB Series LED Driver

## Safety Test Items:

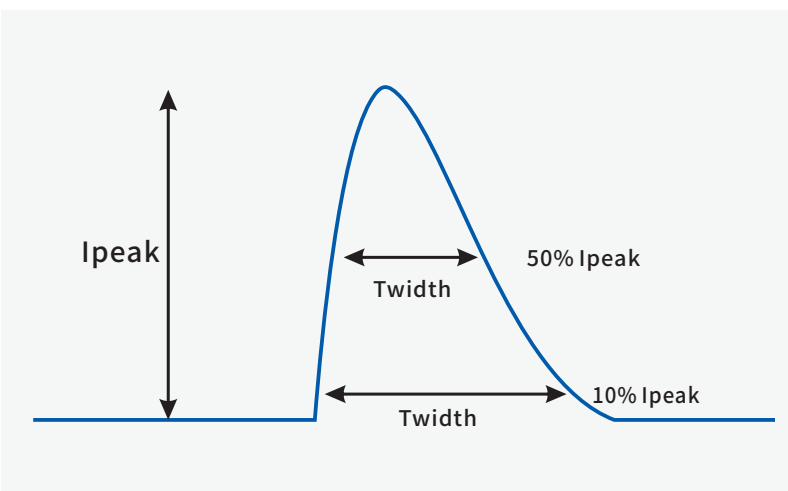
Safety Test Items	Technical Indicators			Remark
Insulation Requirements	UL Insulation Requirements	ENEC Insulation Requirements	CCC Insulation Requirements	
Input-O/P	1600Vac	3000Vac	3750Vac	Reinforced insulation
Input-Case	1600Vac	1500Vac	1875Vac	Basic insulation
Input-Dim	1600Vac	3000Vac	3750Vac	Reinforced insulation
O/P-Dim	1600Vac	1000Vac	1000Vac	Basic insulation
O/P-Case	1600Vac	1000Vac	1000Vac	Basic insulation
Dim-Case	500Vac	500Vac	500Vac	Basic insulation
Insulation Resistance	$\geq 10M\Omega$			Input-O/P,Test voltage:500Vdc
Ground Resistance	$\leq 0.1\Omega$			25A/1min
Leakage Current	$\leq 0.75mA$			277Vac

### NOTE:

1. SOSEN warrants the LED Driver itself complies with EMC standard. However, LED Driver's EMC should be re-checked when integrated into lighting systems due to unexpected interference as component.
2. Please short (ACL and ACN), (V+ and V- and NTC+ and NTC-), (Dim+ and Dim - and Vaux+ and Vaux- and STB) when Hi-pot test.
- 3.The CCC withstand voltage test needs to disconnect the built-in lightning protection tube. According to the IEC 60598-1:14 standard section 10.2, the “built-in lightning protection tube” can be marked on the nameplate to disconnect the discharge tube on testing.

## Performance Curves:

### Input Inrush Current

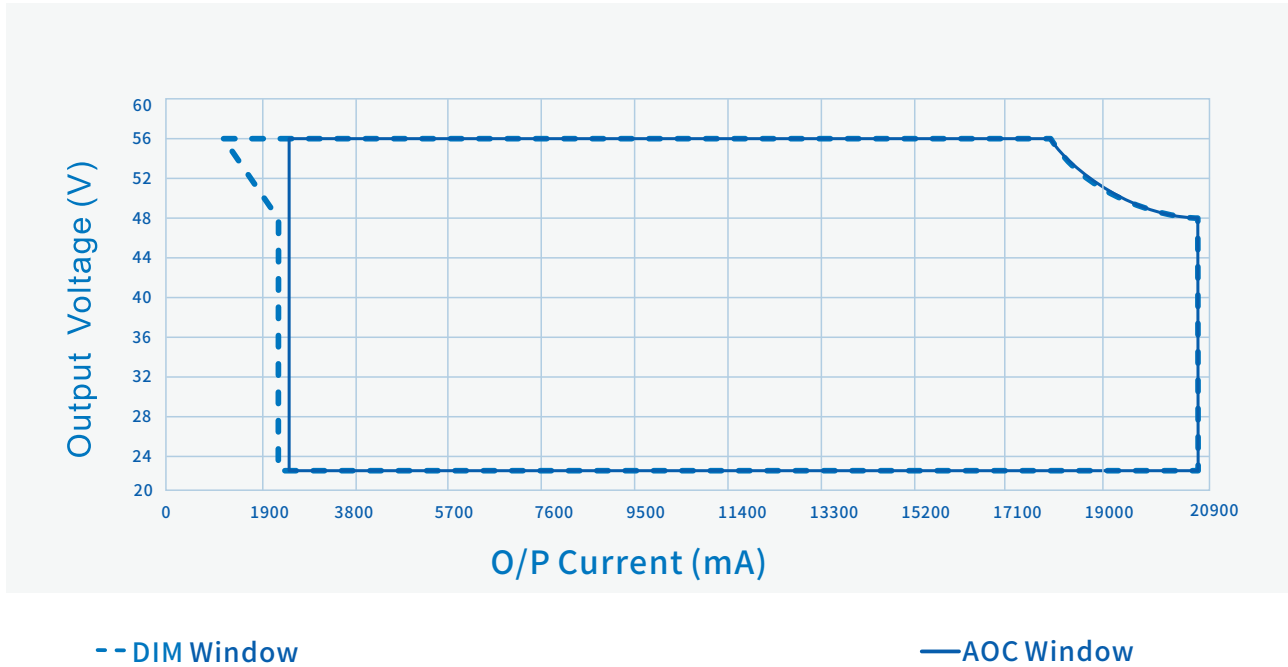


Vin	Ipeak	T(@10% of Ipeak)	T(@50% of Ipeak)
200Vac	88A	3500uS	
220Vac	97A		1500uS
277Vac	132A	3300uS	

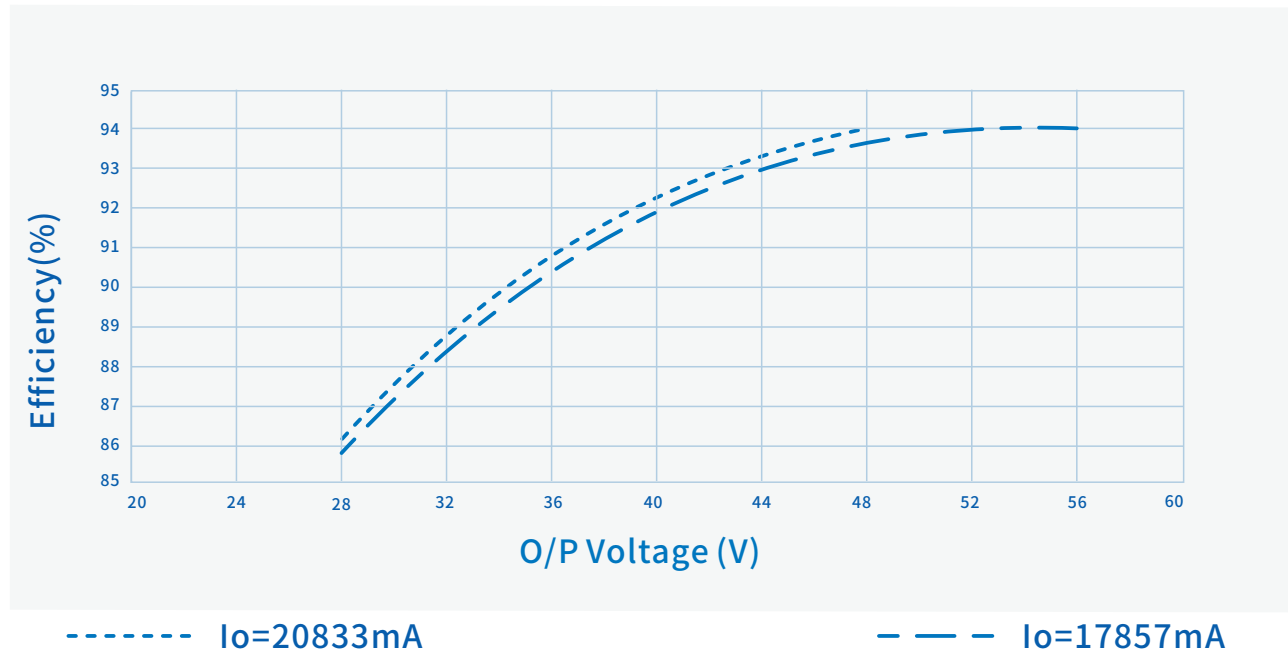
# SS-1000VP-56BHB Series LED Driver

## Performance Curves:

O/P Voltage Vs. O/P Current(DIM/AOC Window)



Efficiency Vs. O/P Voltage (Vin=200Vac)

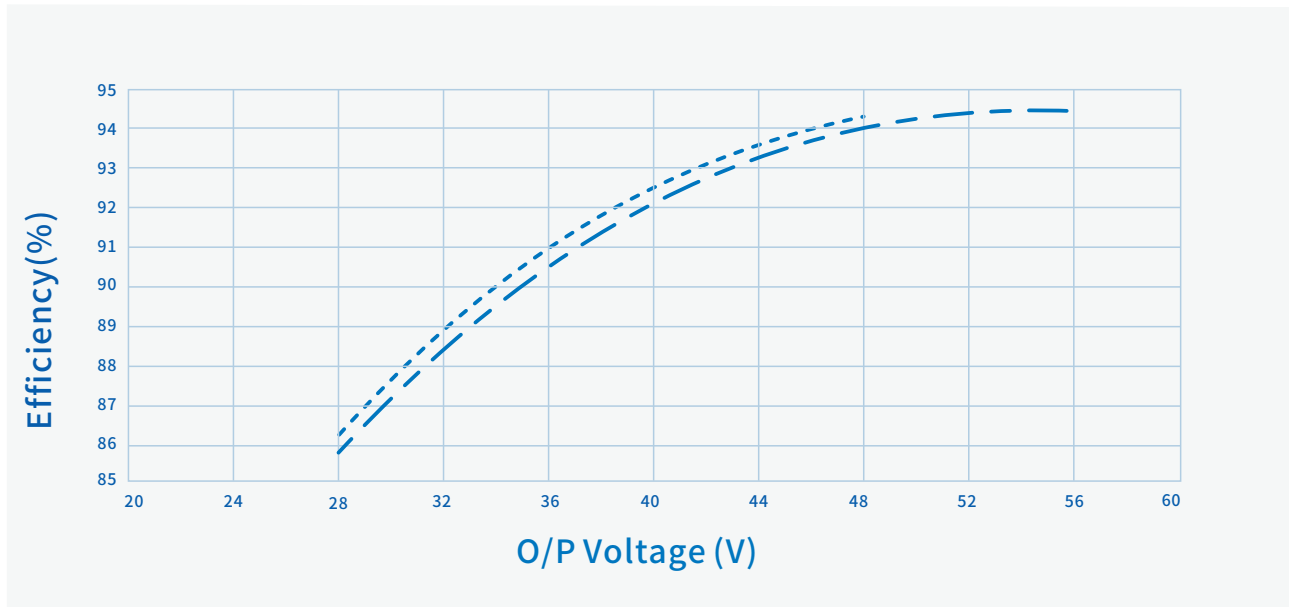




# SS-1000VP-56BHB Series LED Driver

## Performance Curves:

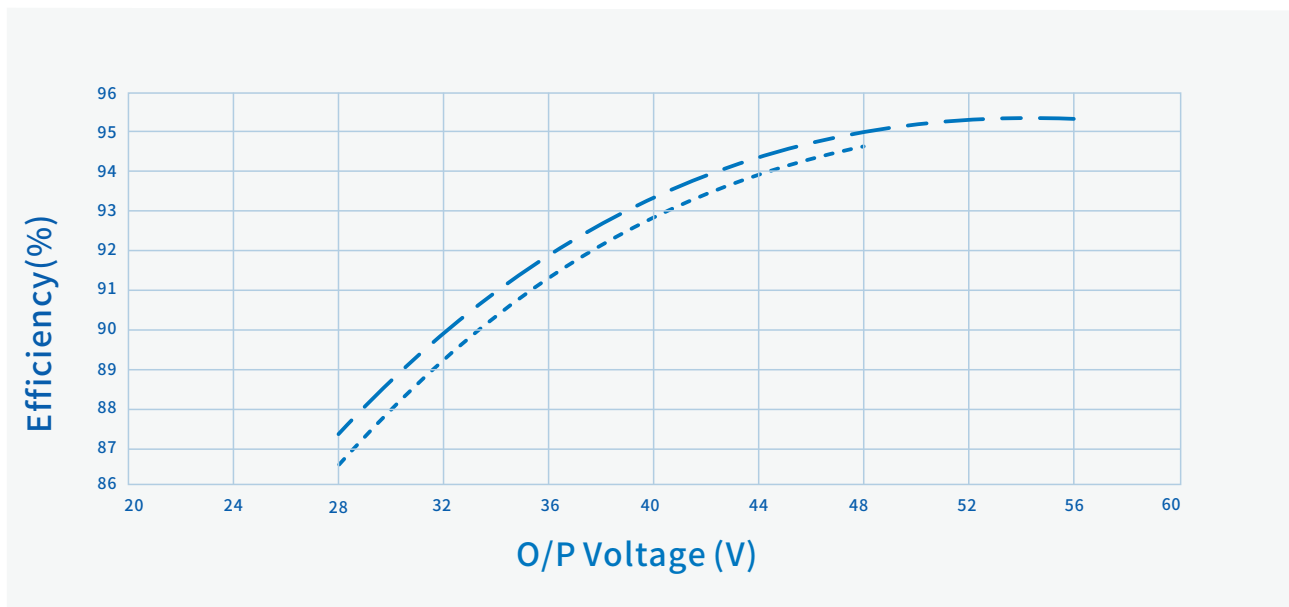
Efficiency Vs. O/P Voltage ( $V_{in}=220V_{ac}$ )



-----  $I_o=20833mA$

- . - .  $I_o=17857mA$

Efficiency Vs. O/P Voltage ( $V_{in}=277V_{ac}$ )



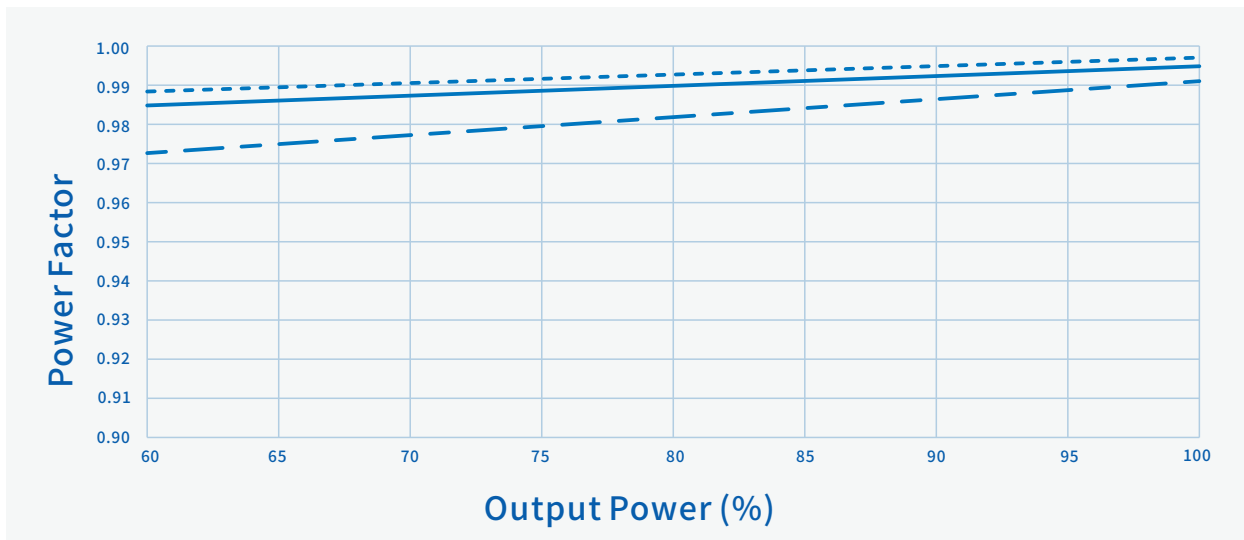
-----  $I_o=20833mA$

- . - .  $I_o=17857mA$

# SS-1000VP-56BHB Series LED Driver

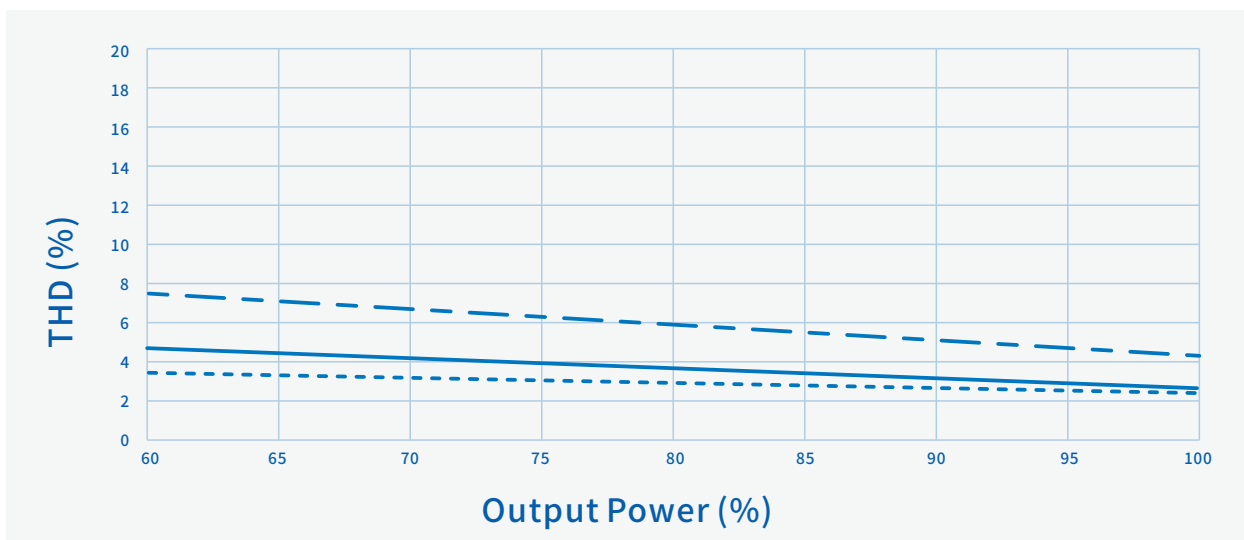
## Performance Curves:

### Power Factor Vs. O/P Power



----- Vin=200Vac      ——— Vin=220Vac      - - - Vin=277Vac

### THD Vs. O/P Power

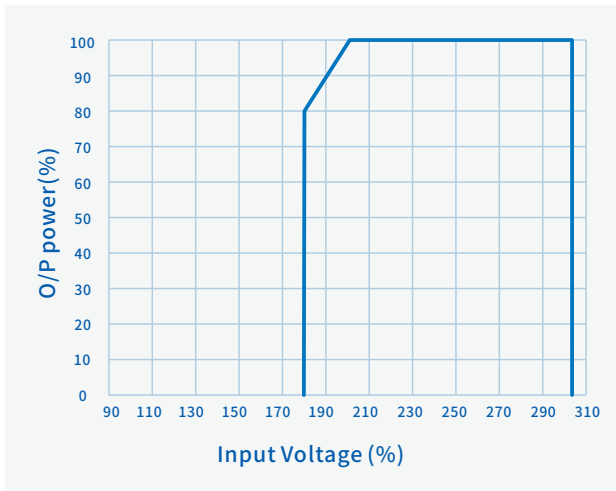


----- Vin=200Vac      ——— Vin=220Vac      - - - Vin=277Vac

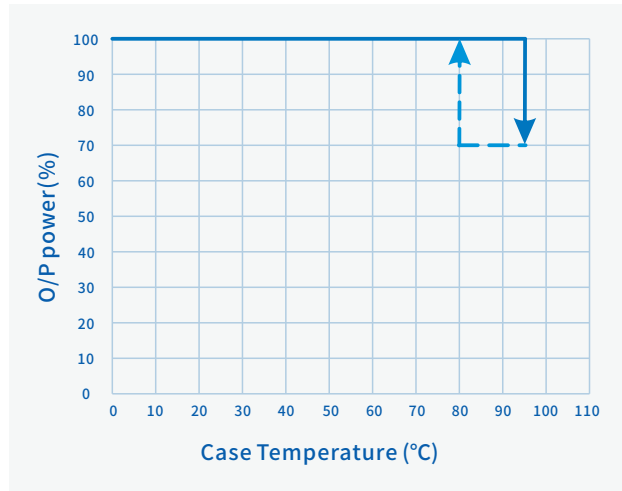
# SS-1000VP-56BHB Series LED Driver

## Performance Curves:

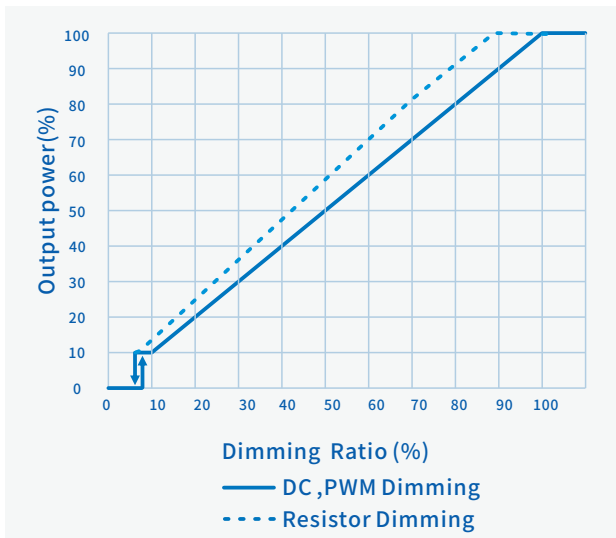
### O/P Power Vs. Input Voltage



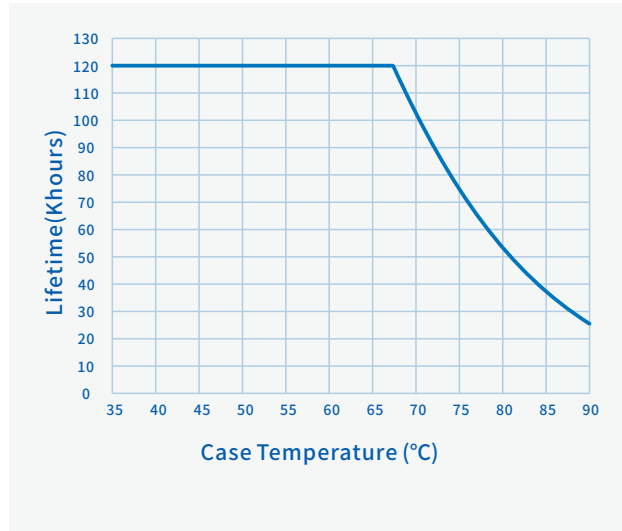
### O/P Power Vs. Case Temperature



### O/P Power Vs. Dimming



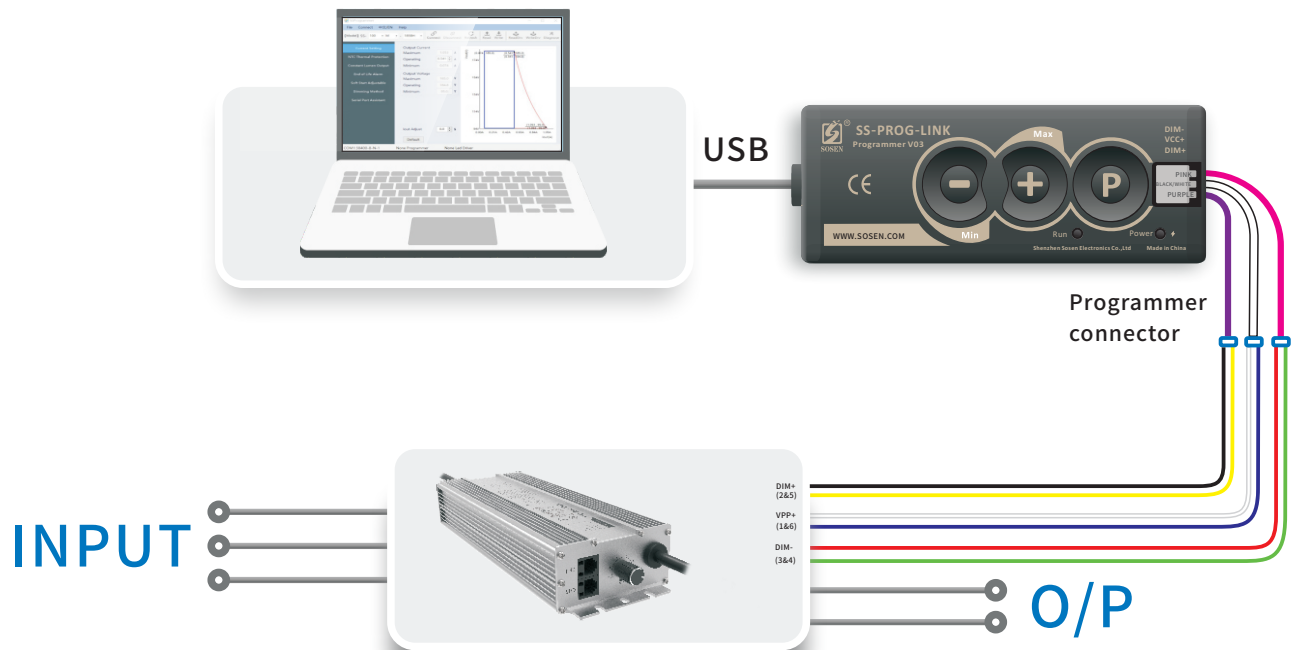
### Life Time Vs. Case Temperature



# SS-1000VP-56BHB Series LED Driver

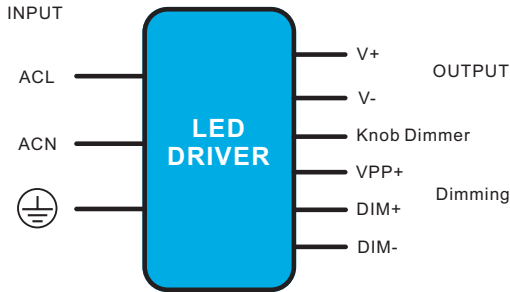
## Programming Connection Diagram:

Programming could be completed by off-line mode either without turn on the Driver nor without PC, other than the traditional on-line mode.



# SS-1000VP-56BHB Series LED Driver

## Mechanical Characteristics



### AC Input Cable(Exposed Length 450±10mm):

Global model: SJOW, 3\*17AWG, O.D: 8.0mm, Brown: L, Blue: N, Yellow/Green: ⊕  
 UL model: SJTW, 3\*16AWG, O.D: 8.5mm, Black:L, White:N, Green: ⊕

### DC O/P Cable(Exposed Length 250±10mm):

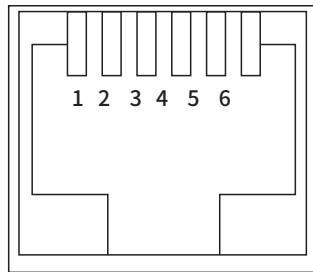
Global model: SJOW, 2\*12AWG, O.D: 10.7mm, Black: V+, White: V-  
 UL model: SJTW, 2\*12AWG, O.D: 9.2mm, Black: V+, White: V-

### DIM/AUX Power/Programming Cable:

Knob Dimmer, RJ25 port

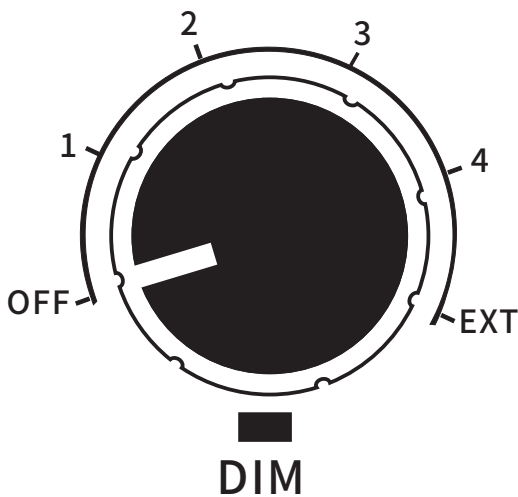


PLUG



JACK

RJ25 PIN	Definition
1&6	VPP+
2&5	DIM+
3&4	DIM-



Switch	Definition
OFF	Dim to off
1	25%loset
2	50%loset
3	75%loset
4	100%loset
EXT	External Dimming

# SS-1000VP-56BHB Series LED Driver

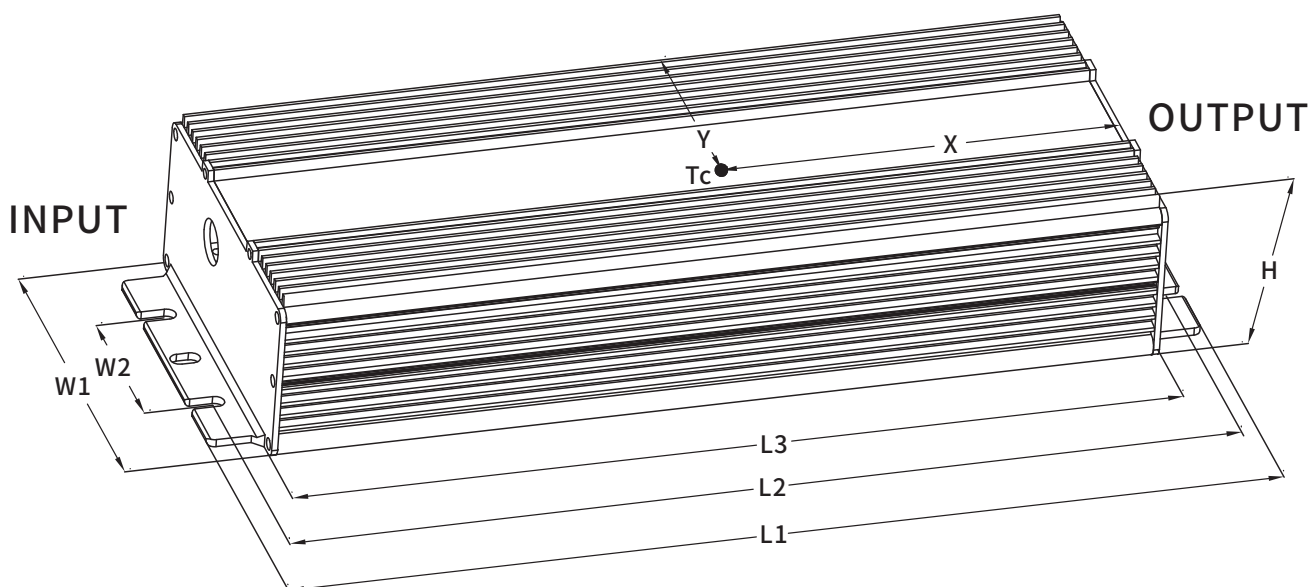
## Mechanical Characteristics

Name Description	Standard Code	mm(In.)
Overall Length	L1	450(17.72)
Mounting Hole Length	L2	436.5(17.19)
Case Length	L3	423.2(16.66)
Case Height	H	44.5(1.75)

Note:

- 1, Please follow the "LED Driver User Manual" obtained from SOSEN's official website for assembly.
- 2, AC Input Cable, DC O/P Cable:  
Peeled length of cable:  $43 \pm 5$ mm,  
Tinned length of wire:  $10 \pm 2$ mm

Name Description	Standard Code	mm(In.)
Case Width	W1	89.5(3.52)
Mounting Hole Width	W2	40(1.57)
TC Point Position	X	259.5(10.22)
TC Point Position	Y	46(1.81)



# SS-1000VP-56BHB Series LED Driver



## Assembly Tips

1. The RJ25 port is non-waterproof, please pay attention to the damp and wet environment and avoid water entering into the LED driver affecting the normal operation.

## Package

- Outside carton dimension: L×W×H=577mm×385mm×162mm;
- 5PCS/Carton;
- Net weight/Piece: 3.86kg;Gross weight/Carton: 20.5kg;
- Please refer to the product name, model number, manufacturer identification, QC PASS, manufacturing date on the package.

## Transportation

Packaging is designed suitable for transportation by trucks, vessels and flights. The products should be avoided direct sunlight and rain, loaded/unloaded with caution.

## Storage

The product storage meets the standard of the GB 3873—83.  
Products should be rechecked if stored for over 1 year before assembly.

## RoHS

Products comply with RoHS Directive (2011/65/EU) and amendment 2015/863/EU.

## Revision History

Version	Description of Update	Updated Date	Remark
V00	Original Release	2021/10/07	
V01	Add ENEC Certification	2022/11/25	
V02	Update TC Point Position	2023/08/14	

